

Academic Libraries 2018-19

2017-18 Data

Institution: University of Missouri-St Louis (178420)

User ID: 29C0011

Overview

Academic Libraries Overview

Welcome to the IPEDS Academic Libraries (AL) survey component. The purpose of the AL component of IPEDS is to collect information on library collections, library expenses, and library services for libraries in degree-granting postsecondary institutions.

Recent changes

There are no changes to the 2018-19 Academic Libraries component from the 2017-18 collection. Visit the [Academic Libraries Resource](#) page for additional reporting resources.

Data Reporting Reminders

Report all data for fiscal year (FY) 2018. Fiscal Year 2018 is defined as the most recent 12-month period that ends before October 1, 2018, that corresponds to the institution's fiscal year.

Coverage

Include data for the main or central academic library and all branch and independent libraries that were open all or part of the Fiscal Year 2018. Branch and independent libraries are defined as auxiliary library service outlets with quarters separate from the central library that houses the basic collection. The central library administers the branches. Libraries on branch campuses that have separate IPEDS unit identification numbers are reported as separate libraries.

Resources

To download the survey materials for this component: [Survey Materials](#)

To access your prior year data submission for this component: [Reported Data](#)


For more information about the previous survey: [Academic Libraries Survey](#)

If you have questions about completing this survey, please contact the IPEDS Help Desk at 1-877-225-2568 .

Institution: University of Missouri-St Louis (178420)






User ID: 29C0011

Screening Questions

 Were your annual total <u>library expenses</u> for Fiscal Year 2018:			
<input type="radio"/>	Less than \$100,000	<input checked="" type="radio"/>	Greater than or equal to \$100,000
Is the <u>library collection</u> entirely electronic?			
<input checked="" type="radio"/>	No	<input type="radio"/>	Yes

Section I:
For all degree-granting institutions
with library expenses >0 and/or access to a library collection

NOTE - This section of the survey collects data on selected types of material. It does not cover all materials. Report the total number of each category held at the END of Fiscal Year 2018.

<u>Library Collections</u>	Physical		Digital/Electronic		Total
		Prior Year Amount		Prior Year Amount	
 Books	686,574	678,449		366,353	
					
					

Institution: University of Missouri-St Louis (178420)

User ID: 29C0011

Edit Report

Academic Libraries

University of Missouri-St Louis (178420)

Source	Description	Severity	Resolved	Options
--------	-------------	----------	----------	---------

Screen: Collections/Circulation and Interlibrary Loan Services

Screen Entry	The number entered (366,353) is outside the expected range of between 144,632 and 268,600 compared to the prior year value. Please correct your data or explain. (Error #15015)	Explanation	Yes	
Reason:	We expanded our scope and added new collections which increased our totals since last year's number.			
Screen Entry	The number entered (267) is outside the expected range of between 137 and 253 compared to the prior year value. Please correct your data or explain. (Error #15015)	Explanation	Yes	
Reason:	We expanded our scope and added new collections which increased our totals since last year's number.			
Screen Entry	The number entered (213) is outside the expected range of between 63 and 115 compared to the prior year value. Please correct your data or explain. (Error #15015)	Explanation	Yes	
Reason:	We expanded our scope and added new collections which increased our totals since last year's number.			
Screen Entry	The number entered (8,452) is outside the expected range of between 1,949 and 3,619 compared to the prior year value. Please correct your data or explain. (Error #15015)	Explanation	Yes	
Reason:	Increase is due to totals now include numbers from the state-wide MOBIUS consortium.			
Screen Entry	The number entered (10,053) is outside the expected range of between 4,113 and 7,637 compared to the prior year value. Please correct your data or explain. (Error #15015)	Explanation	Yes	
Reason:	Increase is due to totals now include numbers from the state-wide MOBIUS consortium.			