

Human Resources 2013-14

Institution: Missouri University of Science and Technology (178411)

User ID: 29C0011

Overview

Human Resources Overview

Welcome to the IPEDS Human Resources (HR) survey component. This survey collects important information about your institution's staff.

Recent changes

There are no changes in reporting for 2013-14. However, clarifications have been made to screens and instructions, to address respondent questions. Also, check out the new FAQs.

Several Occupational Categories have been renamed, to better describe who should be reported in them:

- New: Community, Social Service, Legal, Arts, Design, Entertainment, Sports, and Media Occupations (21-0000 + 23-0000 + 27-0000)
- Old: Community Service, Legal, Arts, and Media Occupations

- New: Student and Academic Affairs and Other Education Services Occupations (25-2000 + 25-3000 + 25-9000)
- Old: Other Teaching and Instructional Support Occupations

One contract type category has been expanded:

- New: Multi-year or continuing or at-will contract
- Old: Multi-year contract

See the instructions for the NEW Key Reporting Concepts section -- basic reporting concepts that will assist you in completing the Human Resources component.

Resources:

- To download the survey materials for this component: [Survey Materials](#)
- The IPEDS HR/SOC Information Center can be found at the following website: <http://nces.ed.gov/ipeds/resource/soc.asp>. (The resource center includes the IPEDS/SOC crosswalk, SOC information, the IPEDS HR/SOC Browse Tool, and web tutorials.

Data reporting reminders:

- Enter data on each displayed screen. If a screen is not applicable, enter at least one zero in a field on the screen.
- Report staff members difficult to categorize in the "Human Resources Survey Evaluation" box at the end of the survey.

To access your prior year data submission for this component: [Reported Data](#)

If you have questions about completing this survey, please contact the IPEDS Help Desk at 1-877-225-2568 .

Institution: Missouri University of Science and Technology (178411)

User ID: 29C0011

Human Resources Screening Questions

Does your institution have any part-time staff?

If you answer **Yes** to this question, you will be provided the screens to report part-time staff.

	<input type="radio"/>	Yes	<input type="radio"/>	No
--	-----------------------	-----	-----------------------	----

Does your institution have 15 or more full-time staff?

	<input type="radio"/>	Yes	<input type="radio"/>	No
--	-----------------------	-----	-----------------------	----

 Do ALL of the instructional staff at your institution fall into any of the following categories?

If you answer **Yes** to any of the questions below, you will **NOT** be required to report **Part G - Salaries** for instructional staff. However, Part G will still be required for reporting data for full-time non-instructional staff.

	<input type="radio"/>	No	<input type="radio"/>	Yes	Are ALL of the instructional staff military personnel?
	<input type="radio"/>	No	<input type="radio"/>	Yes	Do ALL of the instructional staff contribute their services (e.g., members of a religious order)?
	<input type="radio"/>	No	<input type="radio"/>	Yes	Do ALL of the instructional staff teach pre-clinical or clinical medicine?

You may use the space below to provide context for the data you've reported above.

Institution: Missouri University of Science and Technology (178411)

User ID: 29C0011

Human Resources Screening Questions

Does your institution have a tenure system?

*If you answer **Yes** to this question, you will be provided the screens to report some data by tenure status.*

	<input checked="" type="radio"/>	Yes	<input type="radio"/>	No
--	----------------------------------	-----	-----------------------	----

Does your institution have graduate assistants?

*If you answer **Yes** to this question, you will be provided the screens to report graduate assistants.*

	<input checked="" type="radio"/>	Yes	<input type="radio"/>	No
--	----------------------------------	-----	-----------------------	----

Did your institution hire any full-time permanent staff who were included on the payroll of the institution between July 1 and October 31, 2013 either for the **first time** (new to the institution) or **after a break in service** AND who were still on the payroll of the institution as of November 1, 2013? (Exclude persons who have returned from sabbatical leave and full-time instructional staff who are working less-than-9-month contracts.)

*If you answer **Yes** to this question and your institution has 15 or more full-time staff, you will be provided the screens to report **full-time permanent new hires** in **Part H**.*

	<input checked="" type="radio"/>	Yes	<input type="radio"/>	No
--	----------------------------------	-----	-----------------------	----


Part A1 - Full-time Instructional Staff

Part A1 - Full-time Instructional Staff

Number of Full-time Instructional Staff
 With Faculty Status
Not on Tenure Track - Less Than Annual Contract

As of November 1, 2013

- Report Hispanic/Latino individuals of any race as Hispanic/Latino
- Report race for non-Hispanic /Latino individuals only
- Include both Primarily Instruction and Instruction Combined with Research and/or Public Service

Gender and race/ethnicity	Academic Rank					No academic rank	Total
	Professors	Associate professors	Assistant professors	Instructors	Lecturers		
Men							
<u>Nonresident alien</u>	<input type="text" value="0"/>	<input type="text" value="0"/>	<input type="text" value="0"/>	<input type="text" value="0"/>	<input type="text" value="0"/>	<input type="text" value="6"/>	6
<u>Hispanic/Latino</u>	<input type="text" value="0"/>	<input type="text" value="0"/>	<input type="text" value="0"/>	<input type="text" value="0"/>	<input type="text" value="0"/>	<input type="text" value="0"/>	0
<u>American Indian or Alaska Native</u>	<input type="text" value="0"/>	<input type="text" value="0"/>	<input type="text" value="0"/>	<input type="text" value="0"/>	<input type="text" value="0"/>	<input type="text" value="0"/>	0
<u>Asian</u>	<input type="text" value="0"/>	<input type="text" value="0"/>	<input type="text" value="0"/>	<input type="text" value="0"/>	<input type="text" value="0"/>	<input type="text" value="0"/>	0
<u>Black or African American</u>	<input type="text" value="0"/>	<input type="text" value="0"/>	<input type="text" value="0"/>	<input type="text" value="0"/>	<input type="text" value="0"/>	<input type="text" value="0"/>	0
<u>Native Hawaiian or Other Pacific Islander</u>	<input type="text" value="0"/>	<input type="text" value="0"/>	<input type="text" value="0"/>	<input type="text" value="0"/>	<input type="text" value="0"/>	<input type="text" value="0"/>	0
<u>White</u>	<input type="text" value="0"/>	<input type="text" value="0"/>	<input type="text" value="0"/>	<input type="text" value="0"/>	<input type="text" value="0"/>	<input type="text" value="0"/>	0
Two or more races	<input type="text" value="0"/>	<input type="text" value="0"/>	<input type="text" value="0"/>		<input type="text" value="0"/>	<input type="text" value="0"/>	0
<u>Race and ethnicity unknown</u>	<input type="text" value="0"/>	<input type="text" value="0"/>	<input type="text" value="0"/>	<input type="text" value="0"/>	<input type="text" value="0"/>	<input type="text" value="0"/>	0
Total men	0	0	0	0	0	6	6
Women							
Nonresident alien	<input type="text" value="0"/>	<input type="text" value="0"/>	<input type="text" value="0"/>	<input type="text" value="0"/>	<input type="text" value="0"/>	<input type="text" value="0"/>	0
Hispanic/Latino	<input type="text" value="0"/>	<input type="text" value="0"/>	<input type="text" value="0"/>	<input type="text" value="0"/>	<input type="text" value="0"/>		

Institution: Missouri University of Science and Technology (178411)



User ID: 29C0011

Part A2 - Full-time Instructional Staff

Number of Full-time Instructional Staff

As of November 1, 2013

- Report Primarily Instruction and Instruction Combined with Research and/or Public Service separately, as indicated below

	With <u>Faculty status</u>					Without Faculty status	Total
	<u>Tenured</u>	<u>On Tenure Track</u>	<u>Not on Tenure Track</u>				
			<u>Multi-year, continuing, or at-will contract</u>	<u>Annual contract</u>	<u>Less-than-annual contract</u>		
Total carried forward from previous screens	200	76	0	57	6	0	339
<u>Primarily Instruction</u>	200	76	0	57	6	0	339
 Exclusively credit	<input type="text" value="200"/>	<input type="text" value="76"/>	<input type="text" value="0"/>	<input type="text" value="57"/>	<input type="text" value="6"/>	<input type="text" value="0"/>	339
 Exclusively not-for-credit	<input type="text" value="0"/>	<input type="text" value="0"/>	<input type="text" value="0"/>	<input type="text" value="0"/>	<input type="text" value="0"/>	<input type="text" value="0"/>	0
Combined credit/not-for-credit	<input type="text" value="0"/>	<input type="text" value="0"/>	<input type="text" value="0"/>	<input type="text" value="0"/>	<input type="text" value="0"/>	<input type="text" value="0"/>	0
<u>Instruction/research/public service staff</u>	<input type="text" value="0"/>	<input type="text" value="0"/>	<input type="text" value="0"/>	<input type="text" value="0"/>	<input type="text" value="0"/>	<input type="text" value="0"/>	0

Institution: Missouri University of Science and Technology (178411)

User ID: 29C0011

Part A3 - Full-time Instructional Staff - Totals

Total number of Full-time Instructional Staff

As of November 1, 2013

Race/ethnicity	Total men	Total women	Total (men+women)
Nonresident alien	34	11	45
Hispanic/Latino	7	1	8
American Indian or Alaska Native	0	0	0
Asian	53	10	63
Black or African American	4	2	6
Native Hawaiian or Other Pacific Islander	0	0	0
White	159	55	214
Two or more races	2	0	2
Race and ethnicity unknown	1	0	1
Total	260	79	339

Part B1 - Full-time Non-instructional staff

--	--

--	--

Institution: Missouri University of Science and Technology (178411)



User ID: 29C0011

Part B1 - Full-time Non-instructional staff

Number of Full-time Non-instructional Staff
by Occupational Category

As of November 1, 2013

- Report Hispanic/Latino individuals of any race as Hispanic/Latino
- Report race for non-Hispanic /Latino individuals only

Gender and race/ethnicity	<u>Archivists, Curators, and Museum Technicians</u> 25-4010	<u>Librarians</u> 25-4020	<u>Library Technicians</u> 25-4030	 <u>Student and Academic Affairs and Other Education Services Occupations</u> 25-2000 + 25-3000 + 25-9000
Men				
<u>Nonresident alien</u>	<input type="text" value="0"/>	<input type="text" value="0"/>	<input type="text" value="0"/>	<input type="text" value="5"/>
<u>Hispanic/Latino</u>	<input type="text" value="0"/>	<input type="text" value="0"/>	<input type="text" value="0"/>	<input type="text" value="0"/>
<u>American Indian or Alaska Native</u>	<input type="text" value="0"/>	<input type="text" value="0"/>	<input type="text" value="0"/>	<input type="text" value="0"/>
<u>Asian</u>	<input type="text" value="0"/>	<input type="text" value="0"/>	<input type="text" value="0"/>	<input type="text" value="1"/>
<u>Black or African American</u>	<input type="text" value="0"/>	<input type="text" value="0"/>	<input type="text" value="0"/>	<input type="text" value="2"/>
<u>Native Hawaiian or Other Pacific Islander</u>	<input type="text" value="0"/>	<input type="text" value="0"/>	<input type="text" value="0"/>	<input type="text" value="0"/>
<u>White</u>	<input type="text" value="0"/>	<input type="text" value="3"/>	<input type="text" value="3"/>	<input type="text" value="13"/>
Two or more races	<input type="text" value="0"/>	<input type="text" value="0"/>	<input type="text" value="0"/>	<input type="text" value="0"/>
<u>Race and ethnicity unknown</u>	<input type="text" value="0"/>	<input type="text" value="0"/>	<input type="text" value="0"/>	<input type="text" value="0"/>
Total men	0	3	3	21
Women				
Nonresident alien	<input type="text" value="0"/>	<input type="text" value="0"/>	<input type="text" value="0"/>	<input type="text" value="0"/>
Hispanic/Latino	<input type="text" value="0"/>	<input type="text" value="0"/>	<input type="text" value="0"/>	<input type="text" value="0"/>
American Indian or Alaska Native	<input type="text" value="0"/>	<input type="text" value="0"/>	<input type="text" value="0"/>	<input type="text" value="0"/>
Asian	<input type="text" value="0"/>	<input type="text" value="0"/>	<input type="text" value="0"/>	<input type="text" value="0"/>
Black or African American	<input type="text" value="0"/>	<input type="text" value="0"/>	<input type="text" value="0"/>	<input type="text" value="1"/>
Native Hawaiian or Other Pacific Islander	<input type="text" value="0"/>	<input type="text" value="0"/>	<input type="text" value="0"/>	<input type="text" value="0"/>
White	<input type="text" value="0"/>	<input type="text" value="5"/>	<input type="text" value="8"/>	<input type="text" value="23"/>
Two or more races	<input type="text" value="0"/>	<input type="text" value="0"/>	<input type="text" value="0"/>	<input type="text" value="0"/>
Race and ethnicity unknown	<input type="text" value="0"/>	<input type="text" value="0"/>	<input type="text" value="0"/>	<input type="text" value="0"/>
Total women	0	5	8	24
Total (men+women)	0	8	11	 45
Total from prior year		8	11	28

Two or more races	<input type="text" value="0"/>	<input type="text" value="0"/>	<input type="text" value="1"/>	<input type="text" value="0"/>	<input type="text" value="0"/>	2
Race and ethnicity unknown	<input type="text" value="0"/>	<input type="text" value="0"/>	<input type="text" value="0"/>	<input type="text" value="0"/>	<input type="text" value="0"/>	0
Total women	29	0	212	0	0	533
Total (men+women)	86	1	226	56	17	1,184
Total from prior year	85	1	235	74	5	1,156

Natural Resources, Construction, and Maintenance Occupations 45-0000 + 47-0000 + 49-0000	56
Production, Transportation, and Material Moving Occupations 51-0000 + 53-0000	17
Total	1,184

Institution: Missouri University of Science and Technology (178411)

User ID: 29C0011

Part G - Salary outlays for instructional staff

Salary Outlays
for Full-time Non-medical Instructional Staff

Annual Salary Outlays, 2013-14

- Report ANNUAL salary outlays for the full-time, non-medical, instructional staff reported in the 12 months, 11 months, 10 months, and 9 months columns on the previous screen.

Gender and academic rank	Total Staff for Salary reporting (from Part G, screen 1)	Total Number of Months (from Part G, screen 1)	Salary Outlays	Weighted Average Monthly Salaries
Men				
Professors	98	906	12,135,156	13,394
Associate professors	76	687	6,458,600	9,401
Assistant professors	68	615	5,143,236	8,363
Instructors	0	0	0	
Lecturers	8	75	376,925	5,026
No academic rank	10	102	467,623	4,585
Total men	260	2,385	24,581,540	10,307
Women				
Professors	14	129	1,705,295	13,219
Associate professors	25	231	1,955,539	8,466
Assistant professors	34	306	2,343,058	7,657
Instructors	0	0	0	
Lecturers	5	45	231,620	5,147
No academic rank	1	12	50,000	4,167
Total women	79	723	6,285,512	8,694
Total (men + women)	339	3,108	30,867,052	9,931

Print Forms (data)

Total (men+women)	1	0	0	11	12
Total from prior year	1			14	15

Institution: Missouri University of Science and Technology (178411)

User ID: 29C0011

Part D - Part-time staff

Number of Part-time Staff

As of November 1, 2013

- Report Hispanic/Latino individuals of any race as Hispanic/Latino
- Report race for non-Hispanic /Latino individuals only

Gender and race/ethnicity	<u>Management Occupations</u> 11-0000	<u>Business and Financial Operations Occupations</u> 13-0000	<u>Computer, Engineering, and Science Occupations</u> 15-0000 + 17-0000 + 19-0000	<u>Community, Social Service, Legal, Arts, Design, Entertainment, Sports, and Media Occupations</u> 21-0000 + 23-0000 + 27-0000	<u>Healthcare Practitioners and Technical Occupations</u> 29-0000
Men					
<u>Nonresident alien</u>	<input type="text" value="0"/>	<input type="text" value="0"/>	<input type="text" value="0"/>	<input type="text" value="0"/>	<input type="text" value="0"/>
<u>Hispanic/Latino</u>	<input type="text" value="0"/>	<input type="text" value="0"/>	<input type="text" value="1"/>	<input type="text" value="0"/>	<input type="text" value="0"/>
<u>American Indian or Alaska Native</u>	<input type="text" value="0"/>	<input type="text" value="0"/>	<input type="text" value="0"/>	<input type="text" value="0"/>	<input type="text" value="0"/>
<u>Asian</u>	<input type="text" value="0"/>	<input type="text" value="0"/>	<input type="text" value="0"/>	<input type="text" value="0"/>	<input type="text" value="1"/>
<u>Black or African American</u>	<input type="text" value="0"/>	<input type="text" value="0"/>	<input type="text" value="0"/>	<input type="text" value="0"/>	<input type="text" value="0"/>
<u>Native Hawaiian or Other Pacific Islander</u>	<input type="text" value="0"/>	<input type="text" value="0"/>	<input type="text" value="0"/>	<input type="text" value="0"/>	<input type="text" value="0"/>
<u>White</u>	<input type="text" value="3"/>	<input type="text" value="0"/>	<input type="text" value="1"/>	<input type="text" value="5"/>	<input type="text" value="0"/>
Two or more races	<input type="text" value="0"/>	<input type="text" value="0"/>	<input type="text" value="0"/>	<input type="text" value="0"/>	<input type="text" value="0"/>
<u>Race and ethnicity unknown</u>	<input type="text" value="0"/>	<input type="text" value="0"/>	<input type="text" value="0"/>	<input type="text" value="0"/>	<input type="text" value="0"/>
Total men	3	0	2	5	1
Women					
<u>Nonresident alien</u>	<input type="text" value="0"/>	<input type="text" value="0"/>	<input type="text" value="0"/>	<input type="text" value="1"/>	<input type="text" value="0"/>
<u>Hispanic/Latino</u>	<input type="text" value="0"/>	<input type="text" value="0"/>	<input type="text" value="0"/>	<input type="text" value="0"/>	<input type="text" value="0"/>
<u>American Indian or Alaska Native</u>	<input type="text" value="0"/>	<input type="text" value="0"/>	<input type="text" value="0"/>	<input type="text" value="0"/>	<input type="text" value="0"/>
<u>Asian</u>	<input type="text" value="1"/>	<input type="text" value="0"/>	<input type="text" value="2"/>	<input type="text" value="0"/>	<input type="text" value="0"/>
<u>Black or African American</u>	<input type="text" value="0"/>	<input type="text" value="0"/>	<input type="text" value="0"/>	<input type="text" value="1"/>	<input type="text" value="0"/>
<u>Native Hawaiian or Other Pacific Islander</u>	<input type="text" value="0"/>	<input type="text" value="0"/>	<input type="text" value="0"/>	<input type="text" value="0"/>	<input type="text" value="0"/>
<u>White</u>	<input type="text" value="0"/>	<input type="text" value="1"/>	<input type="text" value="3"/>	<input type="text" value="6"/>	<input type="text" value="0"/>
Two or more races	<input type="text" value="0"/>	<input type="text" value="0"/>	<input type="text" value="0"/>	<input type="text" value="0"/>	<input type="text" value="0"/>
<u>Race and ethnicity unknown</u>	<input type="text" value="0"/>	<input type="text" value="0"/>	<input type="text" value="0"/>	<input type="text" value="0"/>	<input type="text" value="0"/>

Print Forms (data)

Total women	1	1	5	8	0
Total (men+women)	4	1	7	13	1
Total from prior year	4	3	9	12	

Natural Resources, Construction, and Maintenance Occupations 45-0000 + 47-0000 + 49-0000	5
Production, Transportation, and Material Moving Occupations 51-0000 + 53-0000	0
Graduate Assistants	574
Teaching 25-1191	155
Research	357
Management Occupations 11-0000	0
Business and Financial Operations Occupations 13-0000	0
Computer, Engineering, and Science Occupations 15-0000 + 17-0000 + 19-0000	0
Community, Social Service, Legal, Arts, Design, Entertainment, Sports, and Media Occupations 21-0000 + 23-0000 + 27-0000	0
Library and Student and Academic Affairs and Other Education Services Occupations 25-4000 + 25-2000 + 25-3000 + 25-9000	62
Healthcare Practitioners and Technical Occupations 29-0000	0
Total	824

Total women							

<u>Race and ethnicity unknown</u>	0	0	0	0	0
Total women	1	1	0	3	1
Total (men+women)	4	1	2	3	2

Institution: Missouri University of Science and Technology (178411)

User ID: 29C0011

Human Resources Survey Evaluation

Were any staff members difficult to categoriz e? If so, please explain in the box below.

Summary

[Human Resources Component Summary](#)

Institution: Missouri University of Science and Technology (178411)

User ID: 29C0011

Edit Report

Human Resources

Missouri University of Science and Technology (178411)

Source	Description	Severity	Resolved	Options
--------	-------------	----------	----------	---------

Screen: FT Non-instructional R/E/G - 2

Upload File	This number is outside the expected range of between 19 and 37 based on the prior year value. Please correct your data or explain. (Error #1387)	Explanation	Yes	
Reason:	Increase in full-time Student & Academic Services occupations is due to increasing enrollment.			