

Student Financial Aid 2016-17

Institution: University of Missouri-Columbia (178396)

User ID: 29C0011

Overview

Welcome to the Student Financial Aid (SFA) component. The purpose of the SFA component is to collect information about financial aid provided to various groups of undergraduate students and military/veteran educational benefits for all students at your institution.

There were no changes implemented for the 2016-17 data collection period.

You will find optional text boxes throughout SFA. Context boxes allow you to provide more information about the data you enter. Some of these context boxes may be made available to the public on College Navigator, so make sure that the information you enter can be understood easily by students, parents, and the general public.
--

To download the survey materials for this component: Survey Materials

To access your prior year data submission for this component: Reported Data



Section 1: Part C, Page 2

Part C, Page 2 - Enter Information about Group 2

Part C includes financial aid information about Group 2. Group 2 students are all full-time, first-time degree/certificate-seeking undergraduate students enrolled in Fall 2015.

For this part, report:

For These Students	The Following Type(s) of Aid	Awarded in This Period
	— —	

In the fields below, report the number of Group 2 students and the total amount of aid awarded to these students for each type of aid. Enter unduplicated student counts within a category (e.g., Pell grants). However, a student can apply for multiple awards within a category.

		who were awarded aid	were awarded aid	to Group 2 students	awarded to Group 2 students	awarded to Group 2 students	
01	Grants or scholarships from the federal government, state/local government, or the institution		4,098	68	37,246,778	9,089	8,451
02	<u>Federal grants</u>		1,209	20	5,332,093	4,410	4,302
	02a	<u>Pell grants</u>	1,174	19	4,949,622	4,216	4,106
	02b	<u>Other federal grants</u>	383	6	382,471	999	1,012
03	<u>State/local government grants or scholarships (grants/scholarships/waivers)</u>		1,613	27	3,962,205	2,456	2,090
04							

Section 1: Cost of Attendance

Cost of attendance for full-time, first-time undergraduate students:

Please enter the amounts requested below. These data will be made available to the public on College Navigator. If your institution participates in any Title IV programs (Pell, Stafford, etc.), you must complete all information. *Estimates of expenses for books and supplies, room and board, and other expenses are those from the used by the financial aid office in determining financial need. Please talk to your financial aid office to get these numbers, to ensure that you are reporting correctly.*


These numbers are carried forward from Institutional Characteristics and should only be changed if an error was made in the reporting.


Charges for full academic year	2013-14	2014-15	2015-16
--------------------------------	---------	---------	---------


Published tuition and required fees:

<u>In-district</u>			
Tuition	8,220	8,220	8,286
Required fees	1,195	1,213	1,223
Tuition + fees total	9,415	9,433	9,509
<u>In-state</u>			
Tuition	8,220	8,220	8,286
Required fees	1,195	1,213	1,223
Tuition + fees total	9,415	9,433	9,509
<u>Out-of-state</u>			
Tuition	22,569	23,247	23,943
Required fees	1,195	1,213	1,223
Tuition + fees total	23,764	24,460	25,166
 <u>Books and supplies</u>	946	1,114	1,124

On-campus:

03	Average grant or scholarship aid from the federal government, state/local government, or the institution awarded to Group 3 students (calculated value). This value is calculated using the following formula: [D02/A03]	6,071	 7,210	7,588
----	---	-------	--	-------

 The notes below provide context for the data you've reported above and may be posted on the College Navigator website. Choose one option that best explains your data or choose "Non-applicable" if you do not wish to provide context notes. If none of the options provided explains your institution's data, then choose "Other" and write your own context notes. Notes should be written to be understood by students and parents. For example, institutions may report here other sources of private aid not included in the categories listed.

Non-applicable



Section 1: Part F



Non-appl i cabl e

Section 2: Military Servicemembers and Veteran's Benefits

Prepared by

This survey component was prepared by:

	Keyholder		SFA Contact		HR Contact	
	Finance Contact		Academic Library Contact		Other	
Name:	<input type="text" value="Randy Sade"/>					
Email:	<input type="text" value="SadeR@umsystem.edu"/>					

--	--	--	--	--	--	--

--	--	--	--	--	--	--

--	--	--	--	--	--	--

--	--	--	--	--	--	--

--	--	--	--	--	--	--

Summary

IPEDS Student Financial Aid (SFA) Survey Summary

IPEDS collects important information regarding your institution. All data reported in IPEDS survey components become available in the IPEDS Data Center and appear as aggregated data in various Department of Education reports. Additionally, some of the reported data appears specifically for your institution through the College Navigator website and is included in your institution's Data Feedback Report (DFR). The purpose of this summary is to provide you an opportunity to view some of the data that, when accepted through the IPEDS quality control process, will appear on the College Navigator website and/or your DFR. College Navigator is updated approximately three months after the data collection period closes and Data Feedback Reports will be available through the Data Center and sent to your institution's CEO in November 2016.

Please review your data for accuracy. If you have questions about the data displayed below after reviewing the data reported

			awarded through the institution
Post-9/11 GI Bill Benefits			
	Undergraduate students	350	\$2,777,892
	Graduate students	93	\$989,926
	Total	443	\$3,767,818
Department of Defense Tuition Assistance Program			
	Undergraduate students	52	\$140,038
	Graduate students	21	\$43,000
	Total	73	\$183,038

Student Financial Aid

University of Missouri-Columbia (178396)

Source	Description	Severity	Resolved	Options
--------	-------------	----------	----------	---------

Screen: Part D - Enter Information about Group 3

Perform Edits	The values reported for the number of Group 3 students in 2014-15 and the total amount of aid they were awarded (Part D, line 02) make the average amount of aid awarded to these students outside the expected range of between 5,161 and 6,981 when compared with the prior year value. Please correct your data or explain. (Error #7327)	Explanation	Yes	
Reason:	Besides increases in State grant/scholarship programs and in Veteran's benefits, the Columbia campus has a new scholarship program, the Chancellors Award with a total award amount of \$2,447,250 for FY15.			
Related Screens:	Part D - Enter Information about Group 3			
Screen Entry	The number entered is outside the expected range of between 68 and 126 when compared with the prior year value. Please correct your data or explain. (Error #7169)	Explanation	Yes	
Reason:	This is a reflection of the drop in overall freshman enrollment.			
Screen Entry	You reported zero for this value last year. Please confirm that the data reported for this year are correct. (Error #7177)	Confirmation	Yes	
Screen Entry	You reported zero for this value last year. Please confirm that the data reported for this year are correct. (Error #7177)	Confirmation	Yes	

Screen: Part E - Enter Information about Group 4

Screen Entry	The number entered is outside the expected range of between 49 and 89 when compared with the prior year value. Please correct your data or explain. (Error #7169)	Explanation	Yes	
Reason:	This is a reflection of the drop in overall freshman enrollment.			
Screen Entry	You reported zero for this value last year. Please confirm that the data reported for this year are correct. (Error #7177)	Confirmation	Yes	
Screen Entry	You reported zero for this value last year. Please confirm that the data reported for this year are correct. (Error #7177)	Confirmation	Yes	