

Student Financial Aid 2012-13

2011-12 Data

Institution: University of Missouri-Kansas City (178402)

User ID: 29C0011

**Overview**

**IPEDS Student Financial Aid Component Overview**  
**Public Academic Reporters**

Welcome to the Student Financial Aid (SFA) component of the U.S. Department of Education's Integrated Postsecondary Education Data System (IPEDS). The purpose of the SFA component is to collect information about financial aid provided to various groups of undergraduate students at your institution.

**Changes to This Year's SFA Component**

- Only one year of data will be collected for existing institutions. New institutions will need to report multiple years of data. Changes to prior years of data must be made in the Prior Year Revision System.
- SFA is now part of the Winter collection. The Winter collection will close for keyholders on February 6, 2013.
- In Part E (data for Group 4), Column 2 has been revised for clarity. It now more clearly matches with the data in Column 3.

**Data Reporting Reminders****Groups**

Throughout this component, you will be asked to report information for different groups of students.

- **Group 1:** All undergraduate students
- **Group 2:** Of Group 1, full-time, first-time degree/certificate-seeking students
- **Group 3:** Of Group 2, students who paid the in-state/in-district tuition rate and were awarded any grant/scholarship aid from the federal government, state/local government, or Transparency lists.

**Interactive Edits and Error Messages**

SFA contains interactive edits that will check for blank fields, invalid values, or values that fall outside expected ranges.

**Context Boxes**

You will find optional text boxes throughout SFA. Context boxes allow you to provide more information about the data you enter. Some of these context boxes may be made available to the public on College Navigator, so make sure that the information you enter can be understood easily by students, parents, and the general public.

**Resources**

To download the survey materials for this component: [Survey Materials](#)

If you have questions about completing this component, please contact the **IPEDS Help Desk at 1-877-225-2568**.

**Part A**

[Empty form area]

**Part B**

**Part B - Enter Information About Group 1**

Part B includes information about Group 1. Group 1 students are all undergraduate students enrolled in Fall 2011.

For this part, report:

For These Students	The Following Type(s) of Aid	Awarded in This Period
<ul style="list-style-type: none"> <li>• All undergraduate students enrolled in Fall 2011</li> </ul>	<ul style="list-style-type: none"> <li>• Grant or scholarship aid from the federal government</li> <li>• Grant or scholarship aid from state/local government</li> <li>• Grant or scholarship aid from the institution</li> <li>• Grant or scholarship aid from other sources known to the institution</li> <li>• Loans to students from the federal government</li> </ul>	<ul style="list-style-type: none"> <li>• Any time during academic year 2011-12</li> </ul>

**In the fields below, report the number of Group 1 students and the total amount of aid awarded to these**


**Part C, Page 1**


**Part C, Page 2**

**Part C, Page 2 - Enter Information about Group 2**

Part C includes financial aid information about Group 2. Group 2 students are all full-time, first-time degree/certificate-seeking undergraduate students enrolled in Fall 2011.


For this part, report:

For These Students	The Following Type(s) of Aid	Awarded in This Period
<ul style="list-style-type: none"> <li>• Full-time, first-time degree/certificate-seeking undergraduate students enrolled in Fall 2011</li> </ul>	<ul style="list-style-type: none"> <li>• Grant or scholarship aid from the federal government</li> <li>• Grant or scholarship aid from state/local government</li> <li>• Grant or scholarship aid from the institution</li> <li>• Loans to students from the federal government and from other sources, including private or other loans</li> <li>• Do <u>not</u> include grant or scholarship aid from private or other sources</li> <li>• Do <u>not</u> include PLUS loans or loans made to anyone other than the student</li> </ul>	<ul style="list-style-type: none"> <li>• Any time during academic year 2011-12</li> <li>• For program reporters, this is the aid year period from July 1, 2011 through June 30, 2012.</li> </ul>

**In the fields below, report the number of Group 2 students and the total amount of aid awarded to these students for each type of aid. Enter unduplicated student counts within a category (e.g., Pell grants). However, a student can appear in more than one aid category.**

Information from Part A:	Fall 2011
11/11/23 <b>Group 2</b> Full-time, first-time degree/certificate-seeking undergraduates (This number is calculated as follows: 0019 T62Fee.0019 ft*.00w17T(-see.6.c-4.9(-seeki)-5.6(n)1.724.9(-see.9(u)-79(r0)-79(2)TJ)his)4.06-3.[(F)-3.6(u.6(-ti)-	

			who were awarded aid	were awarded aid	to Group 2 students	awarded to Group 2 students	awarded to Group 2 students
01.	Grants or scholarships from the federal government, state/local government, or the institution		947	85	6,108,513	6,450	5,562
02.	<u>Federal grants</u>		471	42	2,034,033	4,319	4,979
	02a.	Pell grants	471	42	1,929,033	4,096	4,195
	02b.	Other federal grants	81	7	105,000	1,296	1,088
03.	<u>State/local government grants or scholarships (grants/scholarships/waivers)</u>		483	43	482,910	1,000	984
04.	<u>Institutional grants or scholarships (scholarships/fellowships)</u>		764	69	3,591,570	4,701	3,913
05.	<u>Loans to students</u>		664	60	4,140,688	6,236	6,202
	05a.	Federal loans	659	59	3,802,467	5,770	5,761
	05b.	Other loans (including private loans)	28	3	338,221	12,079	10,859

 You may use the space below to provide context for the data you've reported above. These context notes may be posted on the College Navigator website and should be written to be understood by students and parents. For example, institutions may report here other sources of private aid not included in the categories above.

**Part D**

**Part D - Enter Information about Group 3**

Part D includes financial aid information about Group 3. Group 3 students are all full-time, first-time degree/certificate-seeking undergraduate students enrolled in Fall 2011 who paid the in-state or in-district tuition rate and were awarded grant or scholarship aid from the following sources: the federal government, state/local government, or the institution. The information you report in this part will be used in Part F to calculate average institutional net price.

For this part report:

For These Students	The Following Type(s) of Aid	Awarded in This Period
<ul style="list-style-type: none"> <li>• Full-time, first-time degree/certificate-seeking undergraduate students enrolled in Fall 2011 who paid the in-state or in-district tuition rate and were awarded grant or scholarship aid from the following sources: the federal government, state/local government, or the institution</li> <li>• Do <u>not</u> include students who were awarded only grant or scholarship aid from private or other sources, or students who were awarded only non-grant aid</li> </ul>	<ul style="list-style-type: none"> <li>• Grant or scholarship aid from the federal government</li> <li>• Grant or scholarship aid from state/local government</li> <li>• Grant or scholarship aid from the institution</li> <li>• Do <u>not</u> include grant or scholarship aid from private or other sources</li> </ul>	<ul style="list-style-type: none"> <li>• Any time during academic year 2011-12</li> </ul>

In the fields below, report the number of Group 3 students with each type of living arrangement and the total amount of grant or scholarship aid from the federal government, state/local government, or the institution awarded to these students.


Information from Part A:	2011-2012	YOUR PRIOR YEAR DATA	YOUR PRIOR YEAR DATA
		2010-2011	2009-2010











**Part F**

**Part F – Net Price Calculation for Group 3**

The following net price calculation is based on information that your institution reported in the Institutional Characteristics component and the Student Financial Aid component. For more information about the data your institution reported in the Institutional Characteristics component, please contact your institution's IPEDS Keyholder.

		2011-12	YOUR PRIOR YEAR DATA	YOUR PRIOR YEAR DATA
			2010-11	2009-10
<b>Components of cost of attendance</b>				
<b>01.</b>	Published tuition and required fees (lower of in-district or in-state)	9,029	8,602	8,273
<b>02.</b>	Books and supplies	1,376	1,382	1,180
<b>03.</b>	<b>Room and board and other expenses by living arrangement</b>			
<b>03a.</b>	<u>On campus</u>	16,441	15,972	15,490
<b>03b.</b>	<u>Off-campus (with family)</u>	9,450	8,008	8,000
<b>03c.</b>	<u>Off-campus (not with family)</u>	17,820	16,678	16,320
<b>04.</b>	<b>Number of Group 3 students by living arrangement</b>			
<b>04a.</b>	<u>On campus</u>	535	464	407
<b>04b.</b>	<u>Off-campus (with family)</u>	163	131	106
<b>04c.</b>	<u>Off-campus (not with family)</u>	75	78	65
<b>04d.</b>	Unknown	70	91	67
<b>05.</b>	<b>Weighted average for room and board and other expenses by living arrangement (excluding unknown values)</b> See instructions for the formula for this calculation	15,101	14,504	14,210
<b>06.</b>	<b>Total cost of attendance</b> This value is calculated using the following formula: [F01+F02+F05]	25,506	24,488	23,663
<b>07.</b>	<b>Average amount of grant or scholarship aid awarded to Group 3 students from the following sources: the federal government, state/local government, and the institution</b>	5,489	5,173	5,206
<b>08.</b>	<b>Average institutional net price for Group 3 students</b>			


**Part G**

**Part G – Net Price Calculation for Group 4**

The following net price calculation is based on information that your institution reported in the Institutional Characteristics component and the Student Financial Aid component. For more information about the data your institution reported in the Institutional Characteristics component, please contact your institution's IPEDS Keyholder.

		2011-12	YOUR PRIOR YEAR DATA	YOUR PRIOR YEAR DATA
			2010-11	2009-10
<b>Components of cost of attendance</b>				
<b>01.</b>	Published tuition and required fees (lower of in-district or in-state)	9,029	8,602	8,273
<b>02.</b>	Books and supplies	1,376	1,382	1,180
<b>03.</b>	<b>Room and board and other expenses by living arrangement</b>			
<b>03a.</b>	<u>On campus</u>	16,441	15,972	15,490
<b>03b.</b>	<u>Off-campus (with family)</u>	9,450	8,008	8,000
<b>03c.</b>	<u>Off-campus (not with family)</u>	17,820	16,678	16,320
<b>04.</b>	<b>Number of Group 4 students by living arrangement</b>			
<b>04a.</b>	<u>On campus</u>	488	416	351
<b>04b.</b>	<u>Off-campus (with family)</u>	132	104	106
<b>04c.</b>	<u>Off-campus (not with family)</u>	71	94	58
<b>04d.</b>	Unknown	19	0	0
<b>05.</b>	<b>Weighted average for room and board and other expenses by living arrangement (excluding unknown values)</b> See instructions for the formula for this calculation	15,247	14,731	14,042
<b>06.</b>	<b>Total cost of attendance by income level</b> This value is calculated using the following formula: [G01+G02+G05]	25,652	24,715	23,495
<b>07.</b>	<b>Average amount of grant or scholarship aid awarded to Group 4 students from the following sources: the federal government, state/local government, and the institution</b>	5,534	5,479	5,558
<b>07a.</b>	<b>\$0-30,000</b>	7,541	7,917	8,755
<b>07b.</b>	<b>\$30,001-48,000</b>	6,892	7,127	7,160
<b>07c.</b>	<b>\$48,001-75,000</b>	4,740	4,151	4,675
<b>07d.</b>	<b>\$75,001-110,000</b>	3,095	3,120	2,828
<b>07e.</b>	<b>\$110,001 and more</b>	2,781	2,655	2,093
<b>08.</b>	<b>Average institutional net price for Group 4 students</b> This value is calculated using the following formula: [G06-G07]			
<b>08a.</b>	<b>\$0-30,000</b>	18,111	16,798	14,740
<b>08b.</b>	<b>\$30,001-48,000</b>	18,760	17,588	16,335
<b>08c.</b>	<b>\$48,001-75,000</b>	20,912	20,564	18,820
<b>08d.</b>	<b>\$75,001-110,000</b>	22,557	21,595	20,667
<b>08e.</b>	<b>\$110,001 and more</b>	22,871	22,060	21,402

As required by the Higher Education Opportunity Act of 2008, these amounts will be posted on the U.S. Department of Education's College Navigator we876(gat(a.)-5157.9(0)-76(gE)n6.2(d o),57(govervo4451)]TtD0 D1.3(,320)]Tt8 1 Tf-37.9533 -1.8867 Ta9533 -1.88

 You may use the space below to provide context for these data. These context notes may be posted on the College Navigator website and should be written to be understood by students and parents.

Institution: University of Missouri-Kansas City (178402)

User ID: 29C0011

**Prepared by**

**This survey component was prepared by:**

<input checked="" type="radio"/>	Keyholder	<input type="radio"/>	SFA Contact	<input type="radio"/>	HR Contact	<input type="radio"/>	Finance Contact	<input type="radio"/>	Other
Name:	<input type="text" value="Randy Sade"/>								
Email:	<input type="text" value="SadeR@umsystem.edu"/>								

How long did it take to prepare this survey component?	<input type="text" value="22"/>	hours	<input type="text" value="30"/>	minutes
--	---------------------------------	-------	---------------------------------	---------

The name of the preparer is being collected so that we can follow up with the appropriate person in the event that there are questions concerning the data. The Keyholder will be copied on all email correspondence to other preparers.

The time it took to prepare this component is being collected so that we can continue to improve our estimate of the reporting burden associated with IPEDS. Please include in your estimate the time it took for you to review instructions, query and search data sources, complete and review the component, and submit the data through the Data Collection System.

Thank you for your assistance.

## Summary

### IPEDS Student Financial Aid (SFA) Survey Summary

IPEDS collects important information regarding your institution. All data reported in IPEDS survey components become available in the IPEDS Data Center and appear as aggregated data in various Department of Education reports. Additionally, some of the reported data appears specifically for your institution through the Colle



Edit Report

**Student Financial Aid**

--	--