

Revised

2014-15 Data

Institution: University of Missouri-St Louis (178420)

User ID: 29C0011

Section 1: Part B

Part B includes information about Group 1. Group 1 students are all undergraduate students enrolled in Fall 2014.

Part B includes information about Group 1. Group 1 students are all undergraduate students enrolled in Fall 2014.				

Institution: University of Missouri-St Louis (178420)

User ID: 29C0011

Section 1: Part C, Page 1

Part C includes information about Group 2. Group 2 students are all full-time, first-time degree/certificate-seeking undergraduate students enrolled in Fall 2014.

Full-time, first-time degree/certificate-seeking undergraduates (This number is carried forward from Part A, Line 02)		497	
students:			
01	01a <u>paying in-district tuition rates</u>	<input type="text" value="0"/>	0
	01b <u>paying in-state tuition rates</u>	<input type="text" value="400"/>	80
	01c <u>paying out-of-state tuition rates</u>	<input type="text" value="97"/>	20
	01d Unknown (calculated value) This value is calculated using the following formula: [A02-(C01a+C01b+C01c)]	0	0

Section 1: Part C, Page 2

Part C, Page 2 - Enter Information about Group 2

Part C includes financial aid information about Group 2. Group 2 students are all full-time, first-time degree/certificate-seeking undergraduate students enrolled in Fall 2014.

For this part, report:

For These Students	The Following Type(s) of Aid	Awarded in This Period
<ul style="list-style-type: none"> • Full-time, first-time degree/certificate-seeking undergraduate students enrolled in Fall 2014 	<ul style="list-style-type: none"> • Grant or scholarship aid from the federal government • Grant or scholarship aid from state/local government • Grant or scholarship aid from the institution • Loans to students from the federal government and from other sources, including private or other loans • Do <u>not</u> include grant or scholarship aid from private or other sources • Do <u>not</u> include PLUS loans or loans made to anyone other than the student 	<ul style="list-style-type: none"> • Any time during academic year 2014-15 • For program reporters, this is the aid year period from July 1, 2014 through June 30, 2015.

Section 1: Comparison Chart

Section 1: Part D

Part D - Enter Information about Group 3

Part D includes financial aid information about Group 3. Group 3 students are all full-time, first-time degree/certificate-seeking undergraduate students enrolled in Fall 2014 who paid the in-state or in-district tuition rate and were awarded grant or scholarship aid from the following sources: the federal government, state/local government, or the institution. The information you report in this part will be used in Part F to calculate average institutional net price.

For this part report:


From the 41 students in the 2014-15 academic year, report the following information for each student who received financial aid from the following sources: the federal government, state/local government, or the institution.

Student ID	Source of Aid	Amount	Category	Other

9,429

10,748

You may use the space below to provide context for the data you've reported above.



Section 1: Part E

Part E – Enter Information about Group 4

For These Students

- Full-time, first-time degree/certificate-seeking undergraduate students enrolled in Fall 2014 who paid the in-state or in-district tuition rate and were awarded any Title IV federal student aid

The Following Type(s) of Aid

- Grant or scholarship aid from: federal government state/local government institution
- Do not include: grant or scholarship aid from private or other sources loan amounts Federal Work Study amounts

Awarded in This Period

- Any time during academic year 2014-15

In the fields below, report the number of Group 4 students with each type of living arrangement and the total amount of grant or scholarship aid from the federal government, state/local government, or the institution awarded to these students by income level.

Information from Part A:

2012-13

2013-14

2014-15

Group 4

326

277

Report the number of Group 4 students with the following living arrangements:

YOUR PRIOR YEAR DATA

YOUR PRIOR YEAR DATA

2012-13

2013-14

2014-15

110

110

55

46

63

44


98

77


Number of students who were awarded any Title IV aid (Group 4)

Of those in Column 1, the number who were awarded any grant or scholarship aid from the following sources: the federal government, state/local government, or the institution

Of those in Column 1, the total amount of grant or scholarship aid awarded from the following sources: the federal government, state/local government, or the institution

 Average amount of federal, state/local, and institutional grant or scholarship aid awarded to Group 4 students

2012-13

 You may use the space below to provide context for these data. These context notes may be posted on the College Navigator website and should be written to be understood by students and parents.

Section 2: Military Servicemembers and Veteran's Benefits

Student Financial Aid

University of Missouri-St Louis (178420)

Source	Description	Severity	Resolved	Options
--------	-------------	----------	----------	---------

Screen: Part C, Page 2 - Enter Information about Group 2

