

Overview

IPEDS Student Financial Aid Component Overview  
Public Academic Reporters

Welcome to the Student Financial Aid (SFA) component. The purpose of the SFA component is to collect information about financial aid provided to various groups of undergraduate students and military/veteran educational benefits for all students at your institution.

**Changes to This Year's SFA Component**  
There were no changes implemented for the 2016-17 data collection period.

Data Reporting Reminders

Undergraduate Student Groups

You will be asked to report information for different groups of students.

- Group 1: All undergraduate students
- Group 2: Of Group 1, full-time, first-time degree/certificate-seeking students
- Group 3: Of Group 2, students who paid the in-state/in-district tuition rate and were awarded any grant/scholarship aid from the federal government, state/local government, or the institution
- Group 4: Of Group 2, students who paid the in-state/in-district tuition rate and were awarded any Title IV federal student aid

Interactive Edits and Error Messages

SFA contains interactive edits that will check for blank fields, invalid values, or values that fall outside ranges. Some error messages will require you to confirm or explain the values that you entered. Some messages are fatal and will require you to contact the IPEDS Help Desk at 1-877-225-2568 for resolution.

Context Boxes


You will find optional text boxes throughout SFA. Context boxes allow you to provide more information about the data you enter. Some of these context boxes may be made available to the public on College Navigator, so make sure that the information you enter can be understood easily by students, parents, and the general public.
--

Resources
-----------

To download the survey materials for this component: <a href="#">Survey Materials</a>
---

To access your prior year data submission for this component: <a href="#">Reported Data</a>
---

Section 1: Part A

Section 1: Part B

--	--	--	--	--	--





Section 1: Part C, Page 2

Part C, Page 2 - Enter Information about Group 2

Part C includes financial aid information about Group 2. Group 2 students are all full-time, first-time degree/certificate-seeking undergraduate students enrolled in Fall 2015.

--

--	--

--







Institution: University of Missouri-St Louis (178420)



User ID: 29C0011

## Section 1: Cost of Attendance

Cost of attendance for full-time, first-time undergraduate students:


Please enter the amounts requested below. These data will be made available to the public on College Navigator. If your institution participates in any Title IV programs (Pell, Stafford, etc.), you must complete all information. **Estimates of expenses for books and supplies, room and board, and other expenses are those from the Cost of Attendance report used by the financial aid office in determining financial need. Please talk to your financial aid office to get these numbers, to ensure that you are reporting correctly.**

These numbers are carried forward from Institutional Characteristics and should only be changed if an error was made in the reporting.

Charges for full academic year	2013-14	2014-15	2015-16
<b>Published tuition and required fees:</b>			
<u>In-district</u>			
Tuition	8,844	8,844	9,394
Required fees	0	0	0
Tuition + fees total	8,844	8,844	9,394
<u>In-state</u>			
Tuition	8,844	8,844	9,394
Required fees	0	0	0
Tuition + fees total	8,844	8,844	9,394
<u>Out-of-state</u>			
Tuition	23,142	23,142	23,812
Required fees	0	0	0
Tuition + fees total	23,142	23,142	23,812
 <u>Books and supplies</u>	1,000	1,000	1,000
<b>On-campus:</b>			
<u>Room and board</u>	9,640	9,788	9,868
<u>Other expenses</u>	4,208	3,238	3,382
Room and board and other expenses	13,848	13,026	13,250
<b>Off-campus (not with family):</b>			
<u>Room and board</u>	8,371	9,494	9,402
<u>Other expenses</u>	6,078	5,204	5,364
Room and board and other expenses	14,449	14,698	14,766
 <b>Off-campus (with family):</b>			
<u>Other expenses</u>	6,636	5,204	5,364



03	Average grant or scholarship aid from the federal government, state/local government, or the institution awarded to Group 3 students (calculated value). This value is calculated using the following formula: [D02/A03]	10,748	11,759	11,579
----	---	--------	--------	--------

 The notes below provide context for the data you've reported above and may be posted on the College Navigator website. Choose one option that best explains your data or choose "Non-applicable" if you do not wish to provide context notes. If none of the options provided explains your institution's data, then choose "Other" and write your own context notes. Notes should be written to be understood by students and parents. For example, institutions may report here other sources of private aid not included in the categories listed.

Non-applicable

Section 1: Part E











wish to provide context notes. If none of the options provided explains your institution's data, then choose "Other" and write your own context notes. Notes should be written to be understood by students and parents. For example, institutions may report here other sources of private aid not included in the categories listed.

Net Price is an average value. Tuition and costs vary by program. Financial aid will vary by student need.

<div style="border: 1px solid black; height: 100px;"></div>
---



Prepared by




			awarded through the institution
Post-9/11 GI Bill Benefits			
	Undergraduate students	216	\$1,581,372
	Graduate students	35	\$268,743
	Total	251	\$1,850,115
Department of Defense Tuition Assistance Program			
	Undergraduate students	29	\$86,436
	Graduate students	1	\$2,750
	Total	30	\$89,186

Student Financial Aid

University of Missouri-St Louis (178420)

Source	Description	Severity	Resolved	Options
--------	-------------	----------	----------	---------

Screen: Part C, Page 2 - Enter Information about Group 2

Screen Entry	The average amount of this type of aid awarded to Group 2 students is outside the expected range of between 1,387 and 2,079 when compared with the prior year value. Please check the number of students and the total amount of aid awarded to these students, and correct or explain the discrepant values. (Error #7147)	Explanation	Yes	
--------------	---	-------------	-----	--

Reason:	From Fall 2014 to Fall 2015 the university saw a 3.3% increase in the number of Group 2 students receiving awards from the state and an increase in the number of students receiving larger awards (due mostly to an increase in the Missouri Access Award-- from \$1,500 maximum amount in aid year 2015 to \$1,850 maximum in aid year 2016) which resulted in a 25.6% increase in the total amount awarded to Group 2 students.
---------	--

Screen Entry	The average amount of this type of aid awarded to Group 2 students is outside the expected range of between 6,241 and 9,361 when compared with the prior year value. Please check the number of students and the total amount of aid awarded to these students, and correct or explain the discrepant values. (Error #7147)	Explanation	Yes	
--------------	---	-------------	-----	--

Reason:	The only significant
---------	----------------------

--	--	--	--	--

--	--